

**KLANG CHINESE CHAMBER OF
COMMERCE AND INDUSTRY**
(Registered in Malaysia)
YEAR ENDED
31 DECEMBER 2016

CONTENTS


PAGE	
1	STATEMENT BY COUNCIL MEMBERS
2	STATUTORY DECLARATION
3 - 4	INDEPENDENT AUDITORS' REPORT
5	STATEMENT OF FINANCIAL POSITION
6 - 7	STATEMENT OF PROFIT OR LOSS AND OTHER COMPREHENSIVE INCOME
8 - 9	STATEMENT OF CASH FLOWS
10 - 28	NOTES TO THE FINANCIAL STATEMENTS

KLANG CHINESE CHAMBER OF COMMERCE AND INDUSTRY
(Registered in Malaysia)

STATEMENT BY COUNCIL MEMBERS

We, the undersigned, being two of the council members of Klang Chinese Chamber Of Commerce And Industry, do hereby state on behalf of the Chamber that, in our opinion, the accompanying financial statements together with the notes attached thereto are drawn up in accordance with Malaysian Financial Reporting Standards and International Financial Reporting Standards so as to give a true and fair view of the financial position of the Chamber as at 31 December 2016 and of its financial performance and cash flows for the financial year ended on that date.

For and on behalf of
Klang Chinese Chamber Of Commerce And Industry



PRESIDENT
DATO' LIM KUANG SIA



TREASURER
NGAN CHUAN CHOO

Dated : 11 MAY 2017

KLANG CHINESE CHAMBER OF COMMERCE AND INDUSTRY
(Registered in Malaysia)


STATUTORY DECLARATION

I, **NGAN CHUAN CHOO**, being the council member primarily responsible for the financial management of **KLANG CHINESE CHAMBER OF COMMERCE AND INDUSTRY** do solemnly and sincerely declare that the accompanying financial statements of the Chamber as at 31 December 2016 are, to the best of my knowledge and belief, correct and I make this solemn declaration conscientiously believing the same to be true and by virtue of the provisions of the Statutory Declaration Act, 1960.

Subscribed and solemnly declared)
by the abovenamed at KUALA LUMPUR)
in FEDERAL TERRITORY)
this **11 MAY 2017**)



TREASURER
NGAN CHUAN CHOO



No. 86, Tingkat Bawah
Jalan Putra
50350 Kuala Lumpur

K K CHOW & PARTNERS (AF0951)

Chartered Accountants

Suite 3.01 (3rd Floor), Wisma Yap Ka,

No. 480, 3rd Mile, Jalan Ipoh

51200 Kuala Lumpur

T: +60(3)-4041 7140 | F: +60(3)-4050 1949 | Email: audit@kkchow.com.my

INDEPENDENT AUDITORS' REPORT TO THE MEMBERS OF

KLANG CHINESE CHAMBER OF COMMERCE AND INDUSTRY (Registered in Malaysia)

Report on the Financial Statements

We have audited the financial statements of Klang Chinese Chamber Of Commerce And Industry, which comprise statement of financial position as at 31 December 2016 of the Chamber, and statement of profit or loss and other comprehensive income and statement of cash flows of the Chamber for the financial year then ended, and a summary of significant accounting policies and other explanatory information, as set out on pages 5 to 28.

Council Members' Responsibility for the Financial Statements

The council members of the Chamber are responsible for the preparation of financial statement so as to give a true and fair view in accordance with the Malaysian Financial Reporting Standards and International Financial Reporting Standards. The council members are also responsible for such internal control as the council members determine is necessary to enable the preparation of financial statements that are free from material misstatement, whether due to fraud or error.

Auditors' Responsibility

Our responsibility is to express an opinion on these financial statements based on our audit. We conducted our audit in accordance with approved standards on auditing in Malaysia. Those standards require that we comply with ethical requirements and plan and perform the audit to obtain reasonable assurance whether the financial statements are free from material misstatement.

An audit involves performing procedures to obtain evidence about the amounts and disclosures in the financial statements. The procedures selected depend on our judgement, including the assessment of risks of material misstatement of the financial statements, whether due to fraud or error. In making those risk assessments, we consider internal control relevant to the entity's preparation of financial statements that give a true and fair view in order to design to design audit procedures that are appropriate in the circumstances, but not for the purpose of expressing an opinion on the effectiveness of the entity's internal control. An audit also includes evaluating the appropriateness of accounting policies used and the reasonableness of accounting estimates made by the council members, as well as evaluating the overall presentation of the financial statements.

We believe that the audit evidence we have obtained is sufficient and appropriate to provide a basis for our audit opinion.

K K CHOW & PARTNERS (AF0951)

Chartered Accountants

Suite 3.01 (3rd Floor), Wisma Yap Ka,
No. 480, 3rd Mile, Jalan Ipoh
51200 Kuala Lumpur
T: +60(3)-4041 7140 | F: +60(3)-4050 1949 | Email: audit@kkchow.com.my

INDEPENDENT AUDITORS' REPORT TO THE MEMBERS OF KLANG CHINESE CHAMBER OF COMMERCE AND INDUSTRY (Registered in Malaysia)

Opinion

In our opinion, the financial statements give a true and fair view of the financial position of the Chamber as of 31 December 2016 and of its financial performance and cash flows for the year then ended in accordance with Malaysian Financial Reporting Standards and International Financial Reporting Standards.

Other Matters

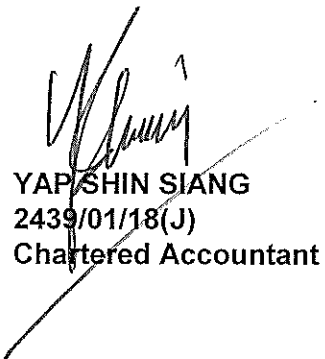
This report is made solely to the members of the Chamber, as a body, and for no other purpose. We do not assume responsibility to any other person for the content of this report.



K K CHOW & PARTNERS
AF 0951
Chartered Accountants

Kuala Lumpur

Dated : **11 MAY 2017**



YAP SHIN SIANG
2439/01/18(J)
Chartered Accountant

KLANG CHINESE CHAMBER OF COMMERCE AND INDUSTRY
(Registered in Malaysia)

STATEMENT OF FINANCIAL POSITION AS AT 31 DECEMBER 2016

	NOTE	2016 RM	2015 RM
ACCUMULATED FUNDS			
- Capital reserve		436,185	436,185
- Fair value reserve	6	1,085	1,085
- Building fund	7	1,296,544	1,073,544
- Education fund	8	445,872	463,072
- Welfare fund	9	8,511	8,511
- Accumulated surplus	10	1,006,321	854,896
		<u>3,194,518</u>	<u>2,837,293</u>
CURRENT ASSETS			
Non-trade receivables, deposits and prepayments		21,495	30,768
Tax recoverables		45,758	-
Fixed deposits with licensed banks	11	2,490,618	1,974,045
Cash and bank balances	11	371,908	579,994
		2,929,779	2,584,807
CURRENT LIABILITIES			
Non-trade payables and accruals		142,761	122,247
Provision for taxation		-	61,631
		<u>142,761</u>	<u>183,878</u>
NET CURRENT ASSETS		2,787,018	2,400,929
OTHER INVESTMENT	12	1,085	1,085
PROPERTY, PLANT AND EQUIPMENT	13	406,415	435,279
		<u>3,194,518</u>	<u>2,837,293</u>

KLANG CHINESE CHAMBER OF COMMERCE AND INDUSTRY
(Registered in Malaysia)

STATEMENT OF PROFIT OR LOSS AND OTHER COMPREHENSIVE INCOME
FOR THE YEAR ENDED 31 DECEMBER 2016

	2016	2015
	RM	RM
INCOME		
Annual subscription	14,600	19,400
Application fees	2,660	2,520
Certificate of origin endorsement fees	125,198	115,970
Commission	1,445	1,921
Dividend income	48	53
Donation	8,245	11,160
Entrance fees	1,427	1,040
Fixed deposit interest income	57,266	60,628
Gain on foreign exchange		
- Realised	-	17
- Unrealised	307	1,457
Interest income	37	-
Life members' subscription	85,500	76,500
Other income	59	887
Surplus from other activities/seminars	372,182	545,709
	<u>668,974</u>	<u>837,262</u>

KLANG CHINESE CHAMBER OF COMMERCE AND INDUSTRY
(Registered in Malaysia)

STATEMENT OF PROFIT OR LOSS AND OTHER COMPREHENSIVE INCOME
FOR THE YEAR ENDED 31 DECEMBER 2016
(Continuation)

	NOTE	2016 RM	2015 RM
LESS : EXPENDITURE			
Accounting fees		16,150	15,940
Advertisement		1,370	2,141
Annual subscription fees to chamber		14,000	14,000
Annual trip		5,994	-
Auditors' remuneration		7,600	6,500
Bank charges		726	764
Bonus		41,979	38,928
Congratulation and condolence		4,609	3,865
Depreciation of property, plant and equipment		28,864	28,660
Electricity and water		14,862	14,170
EPF and Socso		32,125	29,752
Gifts and donation		500	1,060
Insurance		4,566	3,668
ISO certificate fees		4,044	3,590
License fees		300	300
Medical fees		282	905
Newspapers and periodicals		2,290	2,245
Office cleaning		4,550	4,550
Postage and courier		4,372	4,290
Printing and stationery		33,428	23,544
Professional fees		2,200	-
Quit rent and assessment		2,729	2,729
Refreshment		4,826	2,908
Salaries and overtime		209,910	182,460
Telephone charges		11,993	13,764
Training expenses		1,000	3,600
Travelling expenses		2,108	1,571
Upkeep of building		2,731	2,045
Upkeep of computers		4,220	6,185
Upkeep of office		3,781	7,973
Upkeep of office equipment		5,549	5,558
Web page design		10,670	10,630
		<u>484,328</u>	<u>438,295</u>
NET SURPLUS before taxation for the year		184,646	398,967
LESS : TAXATION	5	<u>(33,221)</u>	<u>(72,700)</u>
NET SURPLUS after taxation for the year		<u>151,425</u>	<u>326,267</u>

KLANG CHINESE CHAMBER OF COMMERCE AND INDUSTRY
(Registered in Malaysia)

STATEMENT OF CASH FLOWS FOR THE YEAR ENDED 31 DECEMBER 2016

	2016	2015
	RM	RM
RECEIPTS		
Annual subscription	14,600	19,400
Application fees	2,660	2,520
Certificate of origin endorsement fees	125,198	115,970
Commission	1,445	1,921
Dividend received	48	53
Donation	8,245	11,160
Entrance fees	1,427	1,040
Fixed deposit interest income	57,266	60,628
Gain on foreign exchange - Realised	-	17
Interest income	37	-
Life members' subscription	85,500	76,500
Net increase in building fund	223,000	165,000
Net decrease in non-trade receivable, deposits and prepayments	9,273	10,414
Net increase in non-trade payables and accruals	17,014	37,611
Other income	59	887
Surplus from other activities/seminars	372,182	545,709
	<u>917,954</u>	<u>1,048,830</u>

KLANG CHINESE CHAMBER OF COMMERCE AND INDUSTRY
(Registered in Malaysia)

STATEMENT OF CASH FLOWS FOR THE YEAR ENDED 31 DECEMBER 2016
(Continuation)

	NOTE	2016 RM	2015 RM
LESS : PAYMENTS			
Accounting fees		16,150	15,940
Advertisement		1,370	2,141
Annual subscription fees to an association		14,000	14,000
Annual trip		5,994	-
Auditors' remuneration		4,100	3,000
Bank charges		726	764
Bonus		41,979	38,928
Congratulation and condolence		4,609	3,865
Electricity and water		14,862	14,170
EPF and Socso		32,125	29,752
Gifts and donation		500	1,060
Income tax paid		140,610	80,816
Insurance		4,566	3,668
ISO certificate fees		4,044	3,590
License fees		300	300
Medical fees		282	905
Net decrease in education fund		17,200	49,200
Net decrease in welfare fund		-	8,110
Newspapers and periodicals		2,290	2,245
Office cleaning		4,550	4,550
Postage and courier		4,372	4,290
Printing and stationery		33,428	23,544
Professional fees		2,200	-
Purchase of equipment		-	45,357
Quit rent and assessment		2,729	2,729
Refreshment		4,826	2,908
Salaries and overtime		209,910	182,460
Telephone charges		11,993	13,764
Training fees		1,000	3,600
Travelling expenses		2,108	1,571
Upkeep of building		2,731	2,045
Upkeep of computers		4,220	6,185
Upkeep of office		3,781	7,973
Upkeep of office equipment		5,549	5,558
Web page design		10,670	10,630
		609,774	589,618
Surplus of receipts over payments		308,180	459,212
Effect of foreign exchange translation		307	1,474
Cash and cash equivalent brought forward		2,554,039	2,093,353
Cash and cash equivalent carried forward	11	2,862,526	2,554,039

KLANG CHINESE CHAMBER OF COMMERCE AND INDUSTRY
(Registered in Malaysia)

NOTES TO THE FINANCIAL STATEMENTS - 31 DECEMBER 2016

1. GENERAL INFORMATION

The Chamber is principally engaged in promote better co-operation and closer link among the local Chinese business community and co-operation with the local authorities, the central government or other statutory bodies so as to enhance development of national economy and to strengthen unity of the people. There have no significant changes in these principal activities during the financial year.

At the balance sheet date, the number of employees in the Chamber was 6 (2015 : 8).

The Chamber is registered under the Societies Act, 1966 and is domiciled in Malaysia.

The registered address and principal place of meeting of the Chamber is at No. 42A, Lebuhr Enggang, 41050 Klang, Selangor Darul Ehsan.

2. BASIS OF PREPARATION

(a) Statement of compliance

The financial statements of the Chamber have been prepared in accordance with Malaysian Financial Reporting Standards ("MFRSs") and International Financial Reporting Standards.

During the current financial period, the Chamber has adopted the following new accounting standards and interpretations (including the consequential amendments, if any):-

MFRSs and/or IC Interpretations (Including The Consequential Amendments)

Amendments to MFRS 5: Non-current Assets Held for Sale and Discontinued Operations (Annual Improvements to MFRSs 2012-2014 Cycle)

Amendments to MFRS 7: Financial Instruments - Disclosures (Annual Improvements to MFRSs 2012-2014 Cycle)

Amendments to MFRS 10, MFRS 12 and MFRS 128: Investment Entities - Applying the Consolidation Exception

KLANG CHINESE CHAMBER OF COMMERCE AND INDUSTRY
(Registered in Malaysia)

NOTES TO THE FINANCIAL STATEMENTS - 31 DECEMBER 2016

2. BASIS OF PREPARATION (Cont'd)

(a) Statement of compliance (Cont'd)

Amendments to MFRS 11: Joint Arrangements - Accounting for Acquisitions of Interests in Joint Operations

MFRS 14 - Regulatory Deferral Accounts

Amendments to MFRS 101: Presentation of Financial Statements - Disclosure Initiative

Amendments to MFRS 116 and MFRS 138: Clarification of Acceptable Methods of Depreciation and Amortisation

Amendments to MFRS 116 and MFRS 141: Agriculture - Bearer Plants

Amendments to MFRS 119: Employee Benefits (Annual Improvements to MFRSs 2012 - 2014)

Amendments to MFRS 127 (2011): Equity Method in Separate Financial Statements

Amendments to MFRS 134: Interim Financial Reporting (Annual Improvements to MFRSs 2012 - 2014 Cycle)

The adoption of the above accounting standards and interpretations (including the consequential amendments) did not have any material impact on the Chamber's financial statements.

The Chamber has not applied in advance the following accounting standards and/or interpretations (including the consequential amendments, if any) that have been issued by the Malaysian Accounting Standards Board ("MASB") but are not yet effective for the current financial period:-

MFRSs and/or IC Interpretations (Including The Consequential Amendments)	Effective Date
MFRS 16 Leases	1 January 2019
Amendments to MFRS 2 : Share-based Payment - Classification and Measurement of Share-based Payment Transactions	1 January 2018
MFRS 9 Financial Instruments (IFRS 9 as issued by IASB in July 2014)	1 January 2018

KLANG CHINESE CHAMBER OF COMMERCE AND INDUSTRY
(Registered in Malaysia)

NOTES TO THE FINANCIAL STATEMENTS - 31 DECEMBER 2016

2. BASIS OF PREPARATION (Cont'd)

(a) Statement of compliance (Cont'd)

MFRSs and/or IC Interpretations (Including The Consequential Amendments)	Effective Date
Clarifications to MFRS 15 Revenue from Contracts with Customers	1 January 2018
Amendments to MFRS 107 : Statement of Cash Flows – Disclosure Initiative	1 January 2017
Amendments to MFRS 112 : Income Taxes – Recognition of Deferred Tax Assets for Unrealised Losses	1 January 2017

The above accounting standards and interpretations (including the consequential amendments) are not relevant to the Chamber's operations.

(b) Basis of measurements

The financial statements of the Chamber have been prepared under the historical cost convention unless otherwise indicated in the other significant accounting policies.

(c) Functional and presentation currency

The financial statements are presented in Ringgit Malaysia ("RM"), which is the Chamber's functional currency. All the financial information is presented in RM.

(d) Used of estimates and judgements

The preparation of the financial statements in conformity with MFRSs requires management to make judgements, estimates and assumptions that affect the application of accounting policies and the reported amount of assets, liabilities, income and expenses. Actual results may differ from these estimates.

Estimates and underlying assumptions are reviewed on an ongoing basis. Revisions to accounting estimates are recognised in the period in which the estimates are revised and in any future periods affected.

There are no significant areas of estimation uncertainty and critical judgements in applying accounting policies that have significant effect on the amounts recognised in the financial statements.

KLANG CHINESE CHAMBER OF COMMERCE AND INDUSTRY
(Registered in Malaysia)

NOTES TO THE FINANCIAL STATEMENTS - 31 DECEMBER 2016

3. SIGNIFICANT ACCOUNTING POLICIES

(a) Property, Plant and Equipment

Property, plant and equipment are stated at cost less accumulated depreciation and impairment loss, if any.

The policy for the recognition and measurement of impairment losses is in accordance with Note 3(c)(ii).

Freehold land is not depreciated as it is deemed to have an infinite useful life.

Depreciation is provided on the straight line method to write off the cost of the property, plant and equipment over their estimated useful lives. The rates used for this purpose are as follows :-

Building	2%
Computers	40%
Renovation	10%
Office equipment	10%
Furniture and fittings	10%

Fully depreciated assets are retained in the financial statements until the assets are no longer in use.

An item of property, plant and equipment is derecognised upon disposal or when no future economic benefits are expected from its use or disposal. The difference between the net disposal proceeds and the net carrying amount is recognised in the income statement.

(b) Financial Instruments

Financial instruments are recognised in the statement of financial position when the Chamber has become a party to the contractual provisions of the instruments.

Financial instruments are classified as liabilities or equity in accordance with the substance of the contractual arrangement. Interest, dividends, gains and losses relating to a financial instruments classified as a liability, are reported as an expense or income. Distributions to holders of financial instruments classified as equity are charged directly to equity.

Financial instruments are offset when the Chamber has a legally enforceable right to offset and intends to settle either on a net basis or to realise the asset and settle the liability simultaneously.

KLANG CHINESE CHAMBER OF COMMERCE AND INDUSTRY
(Registered in Malaysia)

NOTES TO THE FINANCIAL STATEMENTS - 31 DECEMBER 2016

3. SIGNIFICANT ACCOUNTING POLICIES (Cont'd)

(b) Financial Instruments (Cont'd)

A financial instrument is recognised initially at its fair value. Transaction costs that are directly attributable to the acquisition or issue of the financial instrument (other than a financial instrument at fair value through profit or loss) are added to/deducted from the fair value on initial recognition, as appropriate. Transaction costs on the financial instrument at fair value through profit or loss are recognised immediately in profit or loss.

Financial instruments recognised in the statement of financial position are disclosed in the individual policy statement associated with each item.

(i) Financial assets

On initial recognition, financial assets are classified as either financial assets at fair value through profit or loss, held-to-maturity investments, loans and receivables, or available-for-sale financial assets, as appropriate.

- *Financial Assets at Fair Value Through Profit or Loss*

As at the end of the reporting period, there were no financial assets classified under this category.

- *Held-to-maturity Investments*

As at the end of the reporting period, there were no financial assets classified under this category.

- *Loans and receivables Financial Assets*

Others receivables that have fixed or determinable payments that are not quoted in an active market are classified as loans and receivables financial assets. Loans and receivables financial assets are measured at amortised cost using the effective interest method, less any impairment loss. Interest income is recognised by applying the effective interest rate, except for short-term receivables when the recognition of interest would be immaterial.

KLANG CHINESE CHAMBER OF COMMERCE AND INDUSTRY
(Registered in Malaysia)

NOTES TO THE FINANCIAL STATEMENTS - 31 DECEMBER 2016

3. SIGNIFICANT ACCOUNTING POLICIES (Cont'd)

(b) Financial Instruments (Cont'd)

(i) Financial assets (Cont'd)

- *Available-for-sale Financial Assets*

Available-for-sale financial assets are non-derivative financial assets that are designated in this category or are not classified in any of the other categories.

After initial recognition, available-for-sale financial assets are remeasured to their fair values at the end of each reporting period. Gains and losses arising from changes in fair value are recognised in other comprehensive income and accumulated in the fair value reserve, with the exception of impairment losses. On derecognition, the cumulative gain or loss previously accumulated in the fair value reserve is reclassified from equity into profit or loss.

Dividends on available-for-sale equity instruments are recognised in profit or loss when the Chamber's right to receive payments is established.

Investments in equity instruments whose fair value cannot be reliably measured are measured at cost less accumulated impairment losses, if any.

(ii) Financial liabilities

All financial liabilities are initially measured at fair value plus directly attributable transaction costs and subsequently measured at amortised cost using the effective interest method other than those categorised as fair value through profit or loss.

Fair value through profit or loss category comprises financial liabilities that are either held for trading or are designated to eliminate or significantly reduce a measurement or recognition inconsistency that would otherwise arise. Derivatives are also classified as held for trading unless they are designated as hedges.

KLANG CHINESE CHAMBER OF COMMERCE AND INDUSTRY
(Registered in Malaysia)

NOTES TO THE FINANCIAL STATEMENTS - 31 DECEMBER 2016

3. SIGNIFICANT ACCOUNTING POLICIES (Cont'd)

(b) Financial Instruments (Cont'd)

(iii) Derecognition

A financial asset or part of it is derecognised when, and only when, the contractual rights to the cash flows from the financial asset expire or the financial asset is transferred to another party without retaining control or substantially all risks and rewards of the asset. On derecognition of a financial asset, the difference between the carrying amount and the sum of the consideration received (including any new asset obtained less any new liability assumed) and any cumulative gain or loss that had been recognised in equity is recognised in profit or loss.

A financial liability or a part of it is derecognised when, and only when, the obligation specified in the contract is discharged or cancelled or expires. On derecognition of a financial liability, the difference between the carrying amount of the financial liability extinguished or transferred to another party and the consideration paid, including any non-cash assets transferred or liabilities assumed, is recognised in profit or loss.

(c) Impairment

(i) Impairment of Financial Assets

All financial assets (other than those categorised at fair value through profit or loss), are assessed at the end of each reporting period whether there is any objective evidence of impairment as a result of one or more events having an impact on the estimated future cash flows of the assets.

An impairment loss in respect of held-to-maturity investments and loans and receivables financial assets is recognised in profit or loss and is measured as the difference between the asset's carrying amount and the present value of estimated future cash flows, discounted at the financial asset's original effective interest rate.

KLANG CHINESE CHAMBER OF COMMERCE AND INDUSTRY
(Registered in Malaysia)

NOTES TO THE FINANCIAL STATEMENTS - 31 DECEMBER 2016

3. SIGNIFICANT ACCOUNTING POLICIES (Cont'd)

(c) Impairment (Cont'd)

(i) Impairment of Financial Assets (Cont'd)

An impairment loss in respect of available-for-sale financial assets is recognised in profit or loss and is measured as the difference between its cost (net of any principal payment and amortisation) and its current fair value, less any impairment loss previously recognised in the fair value reserve. In addition, the cumulative loss recognised in other comprehensive income and accumulated in equity under fair value reserve, is reclassified from equity to profit or loss.

With the exception of available-for-sale equity instruments, if in a subsequent period, the amount of the impairment loss decreases and the decrease can be related objectively to an event occurring after the impairment was recognised, the previously recognised impairment loss is reversed through profit or loss to the extent that the carrying amount of the financial asset at the date the impairment is reversed does not exceed what the amortised cost would have been had the impairment not been recognised.

(ii) Impairment of Non-Financial Assets

The carrying values of assets, other than those to which MFRS 136 – Impairment of Assets does not apply, are reviewed at the end of each reporting period for impairment when there is an indication that the assets might be impaired. Impairment is measured by comparing the carrying values of the assets with their recoverable amounts. The recoverable amount of the assets is the higher of the assets fair, value less costs to sell and their value-in-use, which is measured by reference to discounted future cash flow.

An impairment loss is recognised in profit or loss immediately. When change in the estimates used to determine the recoverable amount, a subsequent increase in the recoverable amount of an asset is treated as a reversal of the previous impairment loss and is recognised to the extent of the carrying amount of the assets that would have been determined (net of amortisation and depreciation) had no impairment loss been recognised. The reversal is recognised in profit or loss immediately.

KLANG CHINESE CHAMBER OF COMMERCE AND INDUSTRY
(Registered in Malaysia)

NOTES TO THE FINANCIAL STATEMENTS - 31 DECEMBER 2016

3. SIGNIFICANT ACCOUNTING POLICIES (Cont'd)

(d) Revenue Recognition

Revenue is recognised to the extent that it is probable that the economic benefits associated with the transaction will flow to the Chamber, and the amount of revenue and the cost incurred or to be incurred in respect of the transaction can be reliably measured and specific recognition criteria have been met for each of the Chamber's activities as follows:-

(i) Services

Revenue is recognised upon the rendering of services and when the outcome of the transaction can be estimated reliably. In the event the outcome of the transaction could not be estimated reliably, revenue is recognised to the extent of the expenses incurred that are recoverable.

(ii) Fee Income

Fee income from subscription is recognised on receipt basis.

(iii) Interest Income

Interest income is recognised on an receipt basis using the effective interest method.

(iv) Dividend Income

Dividend income from investment is recognised when the right to receive dividend payment is established.

(e) Income Tax

Income tax on the profit or loss for the year comprises current and deferred tax.

Current tax is the expected amount of income taxes payable in respect of the taxable profit for the year and is measured using the tax rates that have been enacted at the balance sheet date.

Taxable profit is the profit for a period adjusted for tax purposes in accordance with the provisions of prevailing revenue legislation.

Deferred tax is provided for using the liability method, on temporary differences at the balance sheet date between the tax bases of assets and liabilities and their carrying amounts in the financial statements.

Deferred tax liabilities are recognised for all taxable temporary differences and deferred tax assets are recognised for all deductible temporary differences, unused tax losses and unused tax credits to the extent that it is probable that taxable profit will be available against which the deductible temporary differences, unused tax losses and unused tax credits can be utilised.

KLANG CHINESE CHAMBER OF COMMERCE AND INDUSTRY
(Registered in Malaysia)

NOTES TO THE FINANCIAL STATEMENTS - 31 DECEMBER 2016

3. SIGNIFICANT ACCOUNTING POLICIES (Cont'd)

(e) Income Tax (Cont'd)

Deferred tax is measured at the tax rates that are expected to apply in the period when the asset is realised or the liability is settled, based on tax rates that have been enacted or substantively enacted at the balance sheet date.

The carrying amount of deferred tax assets is reviewed at each balance sheet date and reduced to the extent that it is no longer probable that sufficient taxable profits will be available to allow all or part of the asset to be recovered.

(f) Employee Benefits

(i) Short Term Employee Benefits

Wages, salaries, paid annual leave and sick leave, bonuses and non-monetary benefits are accrued in the period in which the associated services are rendered by employees of the Chamber.

Short term accumulating compensated absences such as paid annual leave are recognised when services are rendered by employees that increase their entitlement to future compensated absences, and short term non-accumulating compensated absences such as sick leave are recognised when the absences occur.

(ii) Defined Contribution Plans

As required by law, companies in Malaysia make contribution to the State Pension Scheme, the Employees Provident Fund ("EPF"). Such contributions are recognised as an expense in the income statement as incurred.

(g) Cash and Cash Equivalents

Cash and cash equivalents are short term, highly liquid investments that are readily convertible to known amounts of cash and which are subject to an insignificant risk of changes in value.

(h) Fair Value Measurements

Fair value is the price that would be received to sell an asset or paid to transfer a liability in an orderly transaction between market participants at the measurement date, regardless of whether that price is directly observable or estimated using a valuation technique. The measurement assumes that the transaction takes place either in the principal market or in the absence of a principal market, in the most advantageous market. For non-financial asset, the fair value measurement takes into account a market's participant's ability to generate economic benefits by using the asset in its highest and best use or by selling it to another market participant that would use the assets in its highest and best use.

KLANG CHINESE CHAMBER OF COMMERCE AND INDUSTRY
(Registered in Malaysia)

NOTES TO THE FINANCIAL STATEMENTS - 31 DECEMBER 2016

3. SIGNIFICANT ACCOUNTING POLICIES (Cont'd)

(h) Fair Value Measurements (Cont'd)

For financial reporting purposes, the fair value measurements are analysed into Level 1 to Level 3 as follows :-

- Level 1: Inputs are quoted prices (unadjusted) in active markets for identical assets or liability that the entity can access at the measurement date;
- Level 2: Inputs are inputs, other than quoted prices included within Level 1, that are observable for the asset or liability, either directly or indirectly; and
- Level 3: Inputs are unobservable inputs for the asset or liability.

The transfer of fair value between levels is determined as of the date of the event or change in circumstances that caused the transfer.

4. OPERATING REVENUE

	2016	2015
	RM	RM
Annual subscription	14,600	19,400
Application fees	2,660	2,520
Certificate of origin endorsement fees	125,198	115,970
Commission	1,445	1,921
Dividend income	48	53
Donation	8,245	11,160
Entrance fees	1,427	1,040
Fixed deposit interest income	57,266	60,628
Gain on foreign exchange		
- Realised	-	17
- Unrealised	307	1,457
Interest income	37	-
Life members' subscription	85,500	76,500
Other income	59	887
Surplus from other activities/seminars	372,182	545,709
	-----	-----
	668,974	837,262
	=====	=====

KLANG CHINESE CHAMBER OF COMMERCE AND INDUSTRY
(Registered in Malaysia)

NOTES TO THE FINANCIAL STATEMENTS - 31 DECEMBER 2016

5. TAXATION

	2016 RM	2015 RM
Current income tax expense	33,011	73,709
Under/(over)provision in prior year	210	(1,009)
	33,221	72,700
	33,221	72,700

The relationship between tax expenses and net surplus before taxation is represented as follows :-

Net Surplus before taxation	184,646	398,967
	184,646	398,967
Tax at applicable tax rate	44,315	97,747
Tax effect of :-		
Expenses not deductible for tax purposes	1,754	2,275
Income not assessable for tax purposes	(6,760)	(10,552)
Opening deferred tax adjustment	(6,298)	(15,761)
	33,011	73,709
Tax at effective tax rate	33,011	73,709
Other taxes :-		
- Under/(over)provision in prior year	210	(1,009)
	33,221	72,700
	33,221	72,700

The statutory income derived from members' subscription fees is granted tax exemption under Income Tax (Exemption) (No. 19) Order 2005.

6. FAIR VALUE RESERVE

	2016 RM	2015 RM
Fair value reserve	1,085	1,085
	1,085	1,085

The fair value reserve represents the cumulative fair value changes of available-for-sale financial assets until they are disposed of or impaired.

KLANG CHINESE CHAMBER OF COMMERCE AND INDUSTRY
(Registered in Malaysia)

NOTES TO THE FINANCIAL STATEMENTS - 31 DECEMBER 2016

7. BUILDING FUND

	2016 RM	2015 RM
At 1 January	1,073,544	908,544
Received during the financial year	223,000	165,000
	1,296,544	1,073,544
At 31 December	1,296,544	1,073,544

The building fund is in respect of donations received for the construction of the building of the Chamber.

8. EDUCATION FUND

	2016 RM	2015 RM
At 1 January	463,072	512,272
Received during the financial year	30,000	-
Utilised during the financial year	(47,200)	(49,200)
	445,872	463,072
At 31 December	445,872	463,072

9. WELFARE FUND

	2016 RM	2015 RM
At 1 January	8,511	16,621
Received during the financial year	-	390
	8,511	17,011
Utilised during the financial year	-	(8,500)
	8,511	8,511
At 31 December	8,511	8,511

10. ACCUMULATED SURPLUS

	2016 RM	2015 RM
At 1 January	854,896	528,629
Surplus for the financial year	151,425	326,267
	1,006,321	854,896
At 31 December	1,006,321	854,896

KLANG CHINESE CHAMBER OF COMMERCE AND INDUSTRY
(Registered in Malaysia)

NOTES TO THE FINANCIAL STATEMENTS - 31 DECEMBER 2016

11. CASH AND CASH EQUIVALENTS

	2016 RM	2015 RM
Fixed deposits with licensed banks	2,490,618	1,974,045
Cash and bank balances	371,908	579,994
	-----	-----
Short term funds	2,862,526	2,554,039
	=====	=====

The interest rates of the fixed deposits at the end of the reporting period ranged from 3.05% to 4.25% (2015 : 3.15% to 3.55%) per annum. The fixed deposits have maturity period ranging from 6 month to 12 months (2015 : 1 months to 12 months).

12. INVESTMENT

	2016 RM	2015 RM
At cost:-		
- Quoted shares	1,085	1,085
	=====	=====
At market value :-		
- Quoted shares	830	1,007
	=====	=====

The quoted investments are designated as available-for-sale financial assets and are measured at fair value.

13. PROPERTY, PLANT AND EQUIPMENT

	2016 COST	As at 1/1/2016 RM	Current Additions RM	(Disposal) RM	As at 31/12/2016 RM
Freehold land		145,395	-	-	145,395
Building		290,790	-	-	290,790
Computers		78,085	-	-	78,085
Renovation		143,437	-	-	143,437
Office equipment		194,023	-	-	194,023
Furniture and fittings		77,408	-	-	77,408
		-----	-----	-----	-----
		929,138	-	-	929,138
		=====	=====	=====	=====

KLANG CHINESE CHAMBER OF COMMERCE AND INDUSTRY
(Registered in Malaysia)

NOTES TO THE FINANCIAL STATEMENTS - 31 DECEMBER 2016

13. PROPERTY, PLANT AND EQUIPMENT (Cont'd)

2016 ACCUMULATED DEPRECIATION	As at 1/1/2016 RM	Charge for the year RM	(Disposal) RM	As at 31/12/2016 RM
Building	87,238	5,816	-	93,054
Computers	66,537	8,022	-	74,559
Renovation	143,437	-	-	143,437
Office equipment	127,004	11,980	-	138,984
Furniture and fittings	69,643	3,046	-	72,689
	----- 493,859 =====	----- 28,864 =====	----- - =====	----- 522,723 =====

2015 COST	As at 1/1/2015 RM	Current Additions RM	(Disposal) RM	As at 31/12/2015 RM
Freehold land	145,395	-	-	145,395
Building	290,790	-	-	290,790
Computers	60,455	17,630	-	78,085
Renovation	143,437	-	-	143,437
Office equipment	166,296	27,727	-	194,023
Furniture and fittings	77,408	-	-	77,408
	----- 883,781 =====	----- 45,357 =====	----- - =====	----- 929,138 =====

2015 ACCUMULATED DEPRECIATION	As at 1/1/2015 RM	Charge for the year RM	(Disposal) RM	As at 31/12/2015 RM
Building	81,422	5,816	-	87,238
Computers	57,333	9,204	-	66,537
Renovation	143,437	-	-	143,437
Office equipment	116,410	10,594	-	127,004
Furniture and fittings	66,597	3,046	-	69,643
	----- 465,199 =====	----- 28,660 =====	----- - =====	----- 493,859 =====

KLANG CHINESE CHAMBER OF COMMERCE AND INDUSTRY
(Registered in Malaysia)

NOTES TO THE FINANCIAL STATEMENTS - 31 DECEMBER 2016

13. PROPERTY, PLANT AND EQUIPMENT (Cont'd)

NET BOOK VALUE	As at 31/12/2016 RM	As at 31/12/2015 RM
Freehold land	145,395	145,395
Building	197,736	203,552
Computers	3,526	11,548
Office equipment	55,039	67,019
Furniture and fittings	4,719	7,765
	----- 406,415 =====	----- 435,279 =====

Cost of property, plant and equipment fully written down but still in use are as follows :-

	As at 31/12/2016 RM	As at 31/12/2015 RM
Computers	60,455	55,605
Renovation	143,437	143,437
Office equipment	76,377	74,222
Furniture and fittings	46,942	46,942
	----- 327,211 =====	----- 320,206 =====

14. FINANCIAL INSTRUMENTS

The Chamber's financial risk management policy seeks to ensure that adequate financial resources are available for the development of the Chamber's business whilst managing its market risks (including foreign currency risk, interest rate risk and equity price risk), credit risk and liquidity risk.

KLANG CHINESE CHAMBER OF COMMERCE AND INDUSTRY
(Registered in Malaysia)

NOTES TO THE FINANCIAL STATEMENTS - 31 DECEMBER 2016

14. FINANCIAL INSTRUMENTS (Cont'd)

(a) Financial Risk Management Policies

The policies in respect of the major areas of treasury activity are as follows :-

(i) Market Risks

(i) Foreign Currency Risk

The Chamber does not have material foreign currency transaction, assets or liabilities and hence is not exposed to any significant foreign currency risk.

(ii) Interest Rate Risk

The Chamber does not have any interest-bearing borrowings and hence is not exposed to interest rate risk.

Any surplus funds of the Chamber will be placed with licensed financial institutions to generate interest income.

(iii) Equity Price Risk

The Chamber's principal exposure to equity price risk arises mainly from changes in quoted investment prices. The exposure to equity price risk of the Chamber is not material and hence, sensitivity analysis is not presented.

(ii) Credit Risk

The Chamber does not have any significant exposure to credit risk or the risk of counterparties defaulting as the receivables are only in respect of other receivables, deposits and prepayments at the end of the reporting period.

(iii) Liquidity Risk

In the management of liquidity risk, the Chamber monitors and maintains a level of cash and cash equivalents deemed adequate by the management to finance the Chamber's operations and mitigate the effects of fluctuations in cash flows.

KLANG CHINESE CHAMBER OF COMMERCE AND INDUSTRY
(Registered in Malaysia)

NOTES TO THE FINANCIAL STATEMENTS - 31 DECEMBER 2016

14. FINANCIAL INSTRUMENTS (Cont'd)

(b) Classification of Financial Instruments

	As at 31/12/2016 RM	As at 31/12/2015 RM
Financial Assets		
<u>Available-for-sale</u>		
Quoted investments	1,085	1,085
	-----	-----
<u>Loans and receivables financial assets</u>		
Non-trade receivables, deposits and prepayments	21,495	30,768
Fixed deposits with licensed banks	2,490,618	1,974,045
Cash and bank balances	371,908	579,994
	-----	-----
	2,884,021	2,584,807
	-----	-----
Financial Liability		
<u>Other financial liabilities</u>		
Non-trade payables and accruals	142,761	122,247
	-----	-----

(c) Fair Value of Financial Instruments

The carrying amounts of the financial assets and financial liabilities reported in the financial statements approximated their fair values.

The methods used in determining the fair value of the financial assets and financial liabilities maturing within the next 12 months approximated their fair values due to the relatively short-term maturity of the financial instruments.

(d) Fair Value Hierarchy

The fair values of the financial assets and liabilities are analysed into Level 1 to 3 as follows:-

Level 1: Fair value measurements derive from quoted prices (unadjusted) in active markets for identical assets or liabilities.

KLANG CHINESE CHAMBER OF COMMERCE AND INDUSTRY
(Registered in Malaysia)

NOTES TO THE FINANCIAL STATEMENTS - 31 DECEMBER 2016

14. FINANCIAL INSTRUMENTS (Cont'd)

(d) Fair Value Hierarchy (Cont'd)

Level 2: Fair value measurements derive from inputs other than quoted prices included within Level 1 that are observable for the asset or liability, either directly or indirectly.

Level 3: Fair value measurements derive from valuation techniques that include inputs for the asset or liability that are not based on observable market data (unobservable inputs).

As at 31 December 2016, the Chamber's financial instruments carried at fair values are analysed as below:-

2016	LEVEL 1 RM	LEVEL 2 RM	LEVEL 3 RM	TOTAL RM
<u>Financial assets</u>				
Quoted investments	1,085	-	-	1,085
<hr/>				
2015	LEVEL 1 RM	LEVEL 2 RM	LEVEL 3 RM	TOTAL RM
<u>Financial assets</u>				
Quoted investments	1,085	-	-	1,085
<hr/>				

15. AUTHORISATION FOR ISSUE

The financial statements of the Chamber for the financial year ended 31 December 2016 were authorised for issue in accordance with a resolution of the council members on 11 May 2017.

KLANG CHINESE CHAMBER OF COMMERCE AND INDUSTRY
(Registered in Malaysia)

**SURPLUS/(DEFICIT) FROM OTHER ACTIVITIES/SEMINARS FOR THE
FINANCIAL YEAR FROM 1 JANUARY 2016 TO 31 DECEMBER 2016**

	2016 RM	2015 RM
1. KYICE 2015	94	-
2. Courtesy Visit to Commerce & Economics Committee of KLSCCCI	(95)	-
3. Charity Event 2016	(7,853)	-
4. The Power of 10+: Applying Placemaking at Every Scale	(2,909)	-
5. Factory Visit Solidiyf Technology Sdn. Bhd.	(95)	-
6. Gabungan Persatuan Penduduk Klang 27th Anniversary Dinner	(100)	-
7. Kwang Hua Private High School 60th Anniversary	(200)	-
8. 1st YIWU trip	(13,414)	-
9. Taiwan Education Fair 2016	(1,000)	-
10. E-commerce Seminar	7,696	-
11. Delegation of Department of Commerce of Ningxia Hui Autonomous	(1,671)	-
12. Donation to Persatuan Alumni Taiwan Selangor Dan Wilayah Persekutuan	(100)	-
13. Entrepreneur Management and Factory Visit	1,556	-
14. Meeting with MPK	(227)	-
15. One Belt One Road Seminar	1,278	-
16. 2nd YIWU Trip	(18,077)	-
17. KCCCI Trade & Investment Mission to Jakarta Indonesia	393	-
18. Courtesy Visit by Delegation of Hungary Embassy in Kuala Lumpur	(227)	-
19. Business Break Through with Wechat Marketing	1,046	-
20. ACCCIM Grand Dinner in Celebration of 95th Anniversary	(4,717)	-
21. Inpens International College	(108)	-
22. 33th The Chinese Cultural Festival Torch Klang	(500)	-
23. 36th Taiwan Youth Technical and Training Class	(2,000)	-
24. ACCCIM International Session with KCCCI	(4,048)	-
25. Courtesy Visit by Dewan Perniagaan China Gua Musang	(1,477)	-
26. AGM 2016	(17,352)	-
27. Persatuan Bunyi-bunyian Shin Yun The Shin Yun Music Association	(100)	-
28. ACCCI Pahang 70th Anniversary Dinner	(300)	-
29. 3rd YIWU Trip	(27,668)	-
30. Courtesy Visit to China Entrepreneurs Association in Malaysia	(227)	-
31. Courtesy Visit to SME Association of Malaysia	(228)	-
32. Courtesy Visit to Perak Chinese Chamber of Commerce and Industry	(227)	-
33. Courtesy Visit to Malaysian Gifts & Premium Entrepreneur Association	(227)	-
34. Courtesy Visit to Negeri Sembilan Chinese Chamber of Commerce and Industry	(227)	-
35. Visit by Delegation of Department of Commerce of Yunnan, China	(228)	-
36. The Seven Habits of Highly Effective PPL-Restoring the Character	717	-
37. Pesta Muzik Klang Ke-42	(1,500)	-
38. Courtesy Visit Ong Ka Chuan	(227)	-
39. 70th Anniversary Dinner	120,033	-
40. OCBC Bank - KCCCI Charity Run	720	-
Balance carried forward	<u>26,204</u>	<u>-</u>

This statement is prepared for management purposes only and does not form part of the audited financial statements of the Chamber

KLANG CHINESE CHAMBER OF COMMERCE AND INDUSTRY
(Registered in Malaysia)

**SURPLUS/(DEFICIT) FROM OTHER ACTIVITIES/SEMINARS FOR THE
FINANCIAL YEAR FROM 1 JANUARY 2016 TO 31 DECEMBER 2016**
(Continuation)

	2016 RM	2015 RM
Balance brought forward	26,204	-
41. Dialogue Talk with Mida	(731)	-
42. International Oversea Returnee Promotion Association of Liaoning	(938)	-
43. Pemberian Bendera Malaysia Sempena Hari Kemerdekaan Yang Ke-59	(5,360)	-
44. Courtesy Visit to GM Klang Wholesale City	(80)	-
45. Face to Face with VIP	(4,102)	-
46. Courtesy Visit by YIWU China	(2,020)	-
47. Courtesy Visit to Malay Chamber Commerce of Selangor	(227)	-
48. Courtesy Visit to Selangor & KL Stationers & Booksellers Association	(227)	-
49. Courtesy Visit to Selangor and Federal Territory Machinery Merchants Association	(227)	-
50. Visit by Delegation of Foreign & Overseas Chinese Affairs Office	(228)	-
51. Courtesy Visit to Persatuan Pemborong Barangan Logam Malaysia	(227)	-
52. Courtesy Visit to Batu Pahat Chinese Chamber of Commerce and Industry	(227)	-
53. Courtesy Visit to Embassy of The Republic of Senegal	(227)	-
54. Courtesy Visit to High Commission of Sri Langka	(228)	-
55. Courtesy Visit to Embassy of Peru in Kuala Lumpur Malaysia	(227)	-
56. Briefing of PP-PPT	(302)	-
57. Courtesy Visit to Office of Commercial Affairs Royal Thai Embassy	(227)	-
58. NPCCCI 50th Anniversary Celebration	(274)	-
59. Teambuilding Women Entrepreneur	1,285	-
60. Courtesy Visit to High Commission of Canada	(227)	-
61. Courtesy Visit to UPM	(227)	-
62. KCCCI Trade and Investment Mission to 4th Yiwu China	(4,838)	-
63. Malaysia Tan Kah Kee Foundation Dinner 2016	(1,000)	-
64. 2017 Budget Talk Seminar	1,554	-
65. Courtesy Visit by Delegation of Guangdong Minnan Economic Promotion Association and Fujian Provincial Chamber of Commerce In Guangdong, China	(227)	-
66. Seminar of Banana and Papaya Planting Technology Upgrade	(2,000)	-
67. 5th YIWU Trip	(22,052)	-
68. 4th Malaysia Klang International Expo	393,558	-
69. 2016 KCR Project	(3,850)	-
70. YEC Uniform for the Term of 2015-2018	241	-
71. Courtesy Visit by Delegation of Shen Yang Peace Zone, China	(80)	-
72. Courtesy Visit to Klang Indian Chamber of Commerce	(80)	-
73. GST Plus Workshop Training Part 6	-	2,012
74. Charity Event 2015	-	609
75. Courtesy Visit to Press Metal Bhd	-	(95)
76. GST Plus Workshop Training Part 7	-	1,275
Balance carried forward	<u>372,182</u>	<u>3,801</u>

This statement is prepared for management purposes only and does not form part of the audited financial statements of the Chamber

KLANG CHINESE CHAMBER OF COMMERCE AND INDUSTRY
(Registered in Malaysia)

**SURPLUS/(DEFICIT) FROM OTHER ACTIVITIES/SEMINARS FOR THE
FINANCIAL YEAR FROM 1 JANUARY 2016 TO 31 DECEMBER 2016**
(Continuation)

	2016 RM	2015 RM
Balance brought forward	372,182	3,801
77. Training Course of PP (PP-PPT)	-	(500)
78. 1st YIWU Trip	-	(12,084)
79. Taiwan Education Fair 2015	-	(1,000)
80. Short Films DIY Course	-	659
81. Courtesy Visit to Stanta Mauser (M) S/B.	-	(95)
82. YIWU Fair Spring : Imported Commodities Fair	-	5,802
83. AGM	-	(15,651)
84. 2nd YIWU Trip	-	(13,922)
85. 35th Taiwan Youth Technical and Training Class	-	(2,000)
86. Visit by Guangdong Government Officer to PKFZ	-	(285)
87. Melaka CCCI 100th Anniversary	-	(537)
88. 69th Anniversary Dinner	-	95,549
89. Entrepreneur Management and Factory Visit	-	808
90. Brainstorming for KCCCI Council Member	-	(435)
91. Swearing Ceremony Use	-	(7,683)
92. Courtesy Visit to Inpens International College	-	(1,948)
93. Courtesy Visit MCIL Multimedia	-	(95)
94. Pesta Muzik Klang Ke-41	-	(1,200)
95. 4th Friendship Chamber of Laoning	-	(95)
96. KCCCI Trade & Investment Mission to YIWU, China	-	9,193
97. Budget Talk 2016	-	723
98. Dialogue Session with MIDA	-	(384)
99. Teambuilding Women Entrepreneurs	-	864
100. Malaysia Tan Kah Kee Foundation Dinner 2015	-	(1,000)
101. 4th YIWU Trip	-	(13,980)
102. Courtesy Vist to Malaysia Productivity Corporation	-	(95)
103. Bertempat di Teluk Batik, Perak	-	(500)
104. Dialogue on Selangor Water Supply Crisis to Industries	-	(95)
105. KYICE 2015	-	526,945
106. KYICE 2015 (Salary)	-	(25,051)
	<u>372,182</u>	<u>545,709</u>

This statement is prepared for management purposes only and does not form part of the audited financial statements of the Chamber

3 2016年女企业家组慈善活动
2016 Women Entrepreneur Charity Activity
23.01.2016

		价格 Price RM	消费税 GST RM	总额 Total RM
Income-收入 :				
1 福利基金	Welfare Fund		-	
2 捐款	Donation	25,800		25,800
		25,800	-	25,800
Less : Expenditure 支出				
1 红包-budget RM250/104	Ang Pau	26,000	-	26,000
2 美禄+汽水+运输费	Milo, Softdrink and Transport Fee	2,099	126	2,225
3 罩篷	Canopy	760	46	806
4 早点	Breakfast	2,880	-	2,880
5 装饰品	Deco of CNY	32	2	34
6 横幅	Banner	202	12	214
7 音响	PA system	350	-	350
8 交通管理员	Rela	370	-	370
9 交通费	transportation fee	50	-	50
10 箱子	Carton	240	-	240
11 其它食品	Tesco	472	28	501
12 其它食品		198		198
		33,653	214	33,867
SURPLUS/(DEFICIT) 盈余/(不敷)		(7,853)	(214)	(8,067)

4 10+的力量，善用地方营造
The power of 10+ , Applying Placemaking at Every Scale
29.01.2016

		价格 Price RM	RM 消费税 GST RM	总额 Total RM
Income-收入 :				
1 Participant Fee	报名费	33	2	35
		33	2	35
Less 扣除: Expenditure 支出				
1 Luncheon	午餐	602	36	638
2 Speaker 's Fee	讲师费	2,169	-	2,169
3 Pewter	纪念品	95	-	95
4 Souviner	礼品	60	-	60
5 Stationery	文具	16	-	16
		2,942	36	2,978
SURPLUS/(DEFICIT) 盈余/(不敷)		(2,909)	(34)	(2,943)

8 第1次至义乌
1st Trip to Yiwu
30-03-2016

	价格 Price	消费税 GST	总额 Total
			RM
Income-收入 :	-	-	-
	-	-	-
Less 扣除: Expenditure 支出			
1 HP Fee 手提费用	30		30
2 Transportation Fees from Shanghai and Yiwu full day 在当地交通费	1,613		1,613
3 Hotel Fee in Shanghai and Yiwu 酒店费	2,262		2,262
4 Travel Insurance 旅行保险	218		218
5 Souviner 礼品	1,184		1,184
6 Air Ticket 机票	7,492		7,492
7 Anna Commission 2015 佣金-中国员工	469		469
8 Refreshment 餐点	146		146
	13,414	-	13,414
SURPLUS/(DEFICIT) 盈余/(不敷)	(13,414)	-	(13,414)

9 2016 年台湾宝岛教育展会
Taiwan Education Fair 2016
22.03.16

	价格 Price	消费税 GST	总额 Total
	RM	RM	RM
Income-收入 :	-	-	-
	-	-	-
Less 扣除: Expenditure 支出			
1 Donation 捐献	1,000		1,000
	1,000	-	1,000
SURPLUS/(DEFICIT) 盈余/(不敷)	(1,000)	-	(1,000)

10 “互联网+一带一路大时代来临，电子商务潜在惊人巨大商机！” 讲座会
E-Commerce Seminar
26.03.2016

	价格 Price RM	RM 消费税 GST RM	总额 Total RM
Income-收入 :			
1 Participant Fee(Member) 报名费-会员	1,391	96	1,475
2 Participant Fee(Non-Member) 报名费-非会员	1,024	55	1,085
3 Grant from SITEC 补贴	5,000	-	5,000
4 Sponsor 赞助	1,887	113	2,000
	9,302	264	9,560
Less 扣除: Expenditure 支出			
1 Pewter 纪念品*3	285	-	285
2 Tea Break 茶叙	1,321	79	1,400
	1,606	79	1,685
SURPLUS/(DEFICIT) 盈余/(不敷)	7,696	185	7,875

11 宁夏商务厅代表团到访

Visit by Delegation of Department of Commerce of Ningxia Hui Autonomous Region, China
31.03.2016

	价格 Price RM	消费税 GST RM	总额 Total RM
Income-收入 :			
	-	-	-
	-	-	-
Less 扣除: Expenditure 支出			
1 Refreshment 茶点	37	-	14
2 Lunch 午餐	1,539	-	1,539
3 Pewter 纪念品	95	-	95
	1,671	-	1,648
SURPLUS/(DEFICIT) 盈余/(不敷)	(1,671)	-	(1,648)

12 Donation For Persatuan Alumai Taiwan Selangor And Ailayah Persekutuan

雪兰莪吉隆坡留台同学会捐款
10.04.2016

	价格 Price RM	RM 消费税 GST RM	总额 Total RM
Income-收入 :			
	-	-	-
	-	-	-
Less 扣除: Expenditure 支出			
1 Donation 捐献	100	-	100
	100	-	100
SURPLUS/(DEFICIT) 盈余/(不敷)	(100)	-	(100)

13 企业经营分享暨企业拜访 (2)

Entrepreneurship Management and Corporate Visit (2)
11.04.2016

	价格 Price RM	消费税 GST RM	总额 Total RM
Income-收入 :			
1 Participant Fee 报名费	1,783	107	1,890
	1,783	107	1,890
Less 扣除: Expenditure 支出			
1 Pewter 纪念品	227	14	241
	227	14	241
SURPLUS/(DEFICIT) 盈余/(不敷)	1,556	93	1,649

14 与巴生市议会之会议
Meeting with MPK
14/04/2016

	价格 Price RM	消费税 GST RM	总额 Total RM
Income-收入 :			
	-	-	-
	-	-	-
Less 扣除: Expenditure 支出			
1 Pewter 纪念品	227	14	241
	227	14	241
SURPLUS/(DEFICIT) 盈余/(不敷)	(227)	(14)	(241)

15 2016 年一带一路+中小企业面临的挑战讲座会
One Belt One Road Seminar 2016
16/04/2016

	价格 Price RM	消费税 GST RM	总额 Total RM
Income-收入 :			
1 Participant Fee 报名费	3,000	180	3,180
	3,000	180	3,180
Less 扣除: Expenditure 支出			
1 Refreshment 茶点	1,040	-	1,040
2 Pewter 纪念品	682	31	723
	1,722	31	1,763
SURPLUS/(DEFICIT) 盈余/(不敷)	1,278	149	1,417

16 第二次赴义乌
2nd Trip to Yiwu
20.04.2016

	价格 Price	消费税 GST RM	总额 Total RMB
Income-收入 :			
	-		-

Less 扣除: Expenditure 支出

1 Transportation Cost (Shanghai and Yiwu 21-23 Apr)	1,402		1,402
2 Air Ticket 机票	7,648		7,648
3 Inbound Airticket 内陆机票	3,177		3,177
4 Salary for Anna (April) 中国员工薪金	305		305
5 Transportation Fee in Ningxia 23~ 交通费	979		979
6 Hotel Fee 酒店费	3,123		3,123
7 Transportation Fee in Kunming 交通费	457		457
8 Souviner 礼品	275		275
9 Taxi Fees 德士费	220		220
10 Refreshment on 23-25 Apr 餐饮费	490		490
	18,077	-	18,077

SURPLUS/(DEFICIT) 盈余/(不敷)

(18,077)	-	(18,077)
----------	---	----------

17 印尼考察团
KCCCI TRADE AND INVESTMENT MISSION TO JAKARTA
11-14.05.2016

	价格 Price RM	消费税 GST RM	总额 Total RM
Income-收入 :			
1 Participant Fee 报名费	57,311	3,439	60,750
	57,311	3,439	60,750

Less 扣除: Expenditure 支出

1 Travel Package 配套费	53,058		53,058
2 Pewter *5 礼品	1,136	68	1,204
3 Refreshment 额外餐饮费	1,105		1,105
4 HP indonesia 电话费	46		46
5 Transportation cost 额外交通费	1,511		1,511
6 Others	61	4	65
	56,918	72	56,990

SURPLUS/(DEFICIT) 盈余/(不敷)

393	3,366	3,760
-----	-------	-------

18 接待匈牙利驻马来西亚大使及代表团
 Courtesy Visit by Delegation of Hungary Embassy in Kuala Lumpur
 23.05.2016

	价格 Price RM	消费税 GST RM	总额 Total RM
Income-收入 :	-	-	-
	-	-	-
Less 扣除 : Expenditure 支出			
1 Pewter 纪念品	227	14	241
	227	14	241
SURPLUS/(DEFICIT) 盈余/(不敷)	(227)	(14)	(241)

19 突破重微讲座会
 Business Breakthrough with Wechat Marketing seminar
 27.05.2016

	价格 Price RM	消费税 GST RM	总额 Total RM
Income-收入 :			
1 Participant Fee-Member (rm25 x 1 报名费-会员)	1,957	118	2,075
2 Participant Fee Non-Member (rm 报名费-非会员)	651	39	690
	2,608	157	2,765
Less 扣除 : Expenditure 支出			
1 Souvenir 纪念品	227	14	241
2 Tea Break 茶点	910	-	910
3 Lunch 午餐	115	-	115
4 Laundry fee 清洗桌布费	311	-	311
	1,563	14	1,576
SURPLUS/(DEFICIT) 盈余/(不敷)	1,046	143	1,189

20 ACCIM GRAND DINNER INCELEBRATION OF 95TH ANNIVESARY
 第95届中总周年庆
 29.05.2016

	价格 Price RM	消费税 GST RM	总额 Total RM
Income-收入 :	-	-	-
	-	-	-
Less 扣除 : Expenditure 支出			
1 购买2桌宴席 Banquet dinner	4,717	283	5,000
	4,717	283	5,000
SURPLUS/(DEFICIT) 盈余/(不敷)	(4,717)	(283)	(5,000)

21 Inpen International College courses
技30.5.2016 技职教育课程

	价格 Price RM	消费税 GST RM	总额 Total RM
Income-收入 :	-	-	-
	-	-	-
Less 扣除: Expenditure 支出			
	108	7	115
	108	7	115
SURPLUS/(DEFICIT) 盈余/(不敷)	(108)	(7)	(115)

22 33th The Chinese Cultural Festival Torch Klang Station
第33届全国华人文化节火炬行巴生站
12.06.2016

	价格 Price RM	RM 消费税 GST RM	总额 Total RM
Income-收入 :	-	-	-
	-	-	-
Less 扣除: Expenditure 支出			
1 Donation 捐献	500		500
	500	-	500
SURPLUS/(DEFICIT) 盈余/(不敷)	(500)	-	(500)

23 台湾海外青年技术训练班说明会
Donation to Persatuan Alumni Taiwan Selangor dan Wilayah Persekutuan
13.6.2016

	价格 Price RM	消费税 GST RM	总额 Total RM
Income-收入 :	-	-	-
	-	-	-
Less 扣除: Expenditure 支出			
1 Donation 捐献	2,000	-	2,000
	2,000	-	2,000
SURPLUS/(DEFICIT) 盈余/(不敷)	(2,000)	-	(2,000)

24 与大马中总交流会
Interaction with ACCCIM
13/6/2016

	价格 Price RM	消费税 GST RM	总额 Total RM
Income-收入 :	-	-	-
	-	-	-
Less 扣除 : Expenditure 支出			
1 Dinner 晚宴	4,048	243	4,291
	4,048	243	4,291
SURPLUS/(DEFICIT) 盈余/(不敷)	(4,048)	(243)	(4,291)

25 接待话望生中华商会
Courtesy Visit by Dewan Perniagaan China Gua Musang
15.06.2016

	价格 Price RM	消费税 GST RM	总额 Total RM
Income-收入 :	-	-	-
	-	-	-
Less 扣除 : Expenditure 支出			
1 Dinner 晚宴	1,250	-	1,250
2 Pewter 纪念品	227	14	241
	1,477	14	1,491
SURPLUS/(DEFICIT) 盈余/(不敷)	(1,477)	(14)	(1,491)

26 第70届常年会员大会
70th (2016) Annual General Meeting
18.06.2016

	价格 Price RM	消费税 GST RM	总额 Total RM
Income-收入 :	-	-	-
	-	-	-
Less 扣除: Expenditure 支出			
1 Lunch 午餐	840	-	840
2 Postage fee 邮寄费	1,943	-	1,943
3 CD Report & Financial Statement Report 拷贝CD报告和印刷财务报表	5,157	309	5,466
4 Printing Booklet on 24/5 印刷费	1,800	108	1,908
5 Advertisement 广告	4,201	-	4,201
6 Translation fee 翻译费用	3,150	-	3,150
7 Printing Fee 印刷费	243	-	243
8 Refreshment 茶点	18	-	18
	17,352	417	17,769
SURPLUS/(DEFICIT) 盈余/(不敷)	(17,352)	(417)	(17,769)

27 Donation to Persatuan Bunyi-Bunyian Shin Yun The Shin Yun Music Association

巴生港口班达马兰新韵音乐社
18.06.16

	价格 Price RM	消费税 GST RM	总额 Total RM
Income-收入 :	-	-	-
	-	-	-
Less 扣除: Expenditure 支出			
Donation 捐献	100	-	100
	100	-	100
SURPLUS/(DEFICIT) 盈余/(不敷)	(100)	-	(100)

28 彭亨中华总商会70周年庆

The Associated Chinese Chamber of Commerce and Industry of Pahang 70th Anniversary Dinner
21.06.2016

	价格 Price RM	消费税 GST RM	总额 Total RM
Income-收入 :	-	-	-
	-	-	-
Less 扣除: Expenditure 支出			
1 Pewter 纪念品	300	18	318
	300	18	318
SURPLUS/(DEFICIT) 盈余/(不敷)	(300)	(18)	(318)

29 第3次至义乌

3rd Trip to Yiwu
25.06.2016

	价格 Price RM	消费税 GST RM	总额 Total RM
Income-收入 :			
	-		-
Less 扣除: Expenditure 支出			
			RMB
1 Air Ticket from KL to Beijing to Yichuan (4 person)	6,845		6,845
2 Air ticket from Guangzhou to KL	5,610		5,610
3 Inbound Air Ticket (Yichuan -Shanghai -Guangzhou-Shatc	4,740		4,740
4 Souviner 土产	508		508
5 Hotel 酒店住宿	4,105		4,105
6 Transport+Taxi Fee 中国包车和德士费	3,060		3,060
7 Train 高铁	445		445
8 Refreshment 餐饮	1,634		1,634
9 Hp (Apr , June) 中国手机	314		314
10 Taxi Fee 德士费	95		95
11 Other's 其它	314		314
	27,668	-	27,668
SURPLUS/(DEFICIT) 盈余/(不敷)	(27,668)	-	(27,668)

30 礼貌拜访马来西亚中国创业家联合会
 Courtesy Visit To China Entrepreneurs Association In Malaysia
 12.07.2016

	价格 Price RM	消费税 GST RM	总额 Total RM
Income-收入 :	-	-	-
	-	-	-
Less 扣除 : Expenditure 支出			
1 Pewter 纪念品	227	14	241
	227	14	241
SURPLUS/(DEFICIT) 盈余/(不敷)	(227)	(14)	(241)

31 礼貌拜访马来西亚中小企业公会
 Courtesy Visit To SME Association of Malaysia
 19.07.2016

	价格 Price RM	消费税 GST RM	总额 Total RM
Income-收入 :	-	-	-
	-	-	-
Less 扣除 : Expenditure 支出			
1 Pewter 纪念品	228	14	242
	228	14	242
SURPLUS/(DEFICIT) 盈余/(不敷)	(228)	(14)	(242)

32 礼貌拜访霹靂中华总商会
 Courtesy Visit To Perak Chinese Chamber of Commerce and Industry
 22.07.2016

	价格 Price RM	消费税 GST RM	总额 Total RM
Income-收入 :	-	-	-
	-	-	-
Less 扣除 : Expenditure 支出			
1 Pewter 纪念品	227	14	241
	227	14	241
SURPLUS/(DEFICIT) 盈余/(不敷)	(227)	(14)	(241)

36 高效能人士的7个习惯
The Seven Habits of Highly Effective People
30.07.2016

	价格 Price RM	消费税 GST RM	总额 Total RM
Income-收入 :			
1 Participant Fee 报名费	1,217	83	1,290
	1,217	83	1,290
Less 扣除: Expenditure 支出			
1 Teabreak 茶叙	500	-	500
	500	-	500
SURPLUS/(DEFICIT) 盈余/(不敷)	717	83	790

37 第四十二届吧生歌乐节
Pesta Muzik Klang Ke-42
30-31.07.2016

	价格 Price RM	消费税 GST RM	总额 Total RM
Income-收入 :			
	-	-	-
	-	-	-
Less 扣除: Expenditure 支出			
1 Sponsor 赞助费用	1,500		1,500
	1,500	-	1,500
SURPLUS/(DEFICIT) 盈余/(不敷)	(1,500)	-	(1,500)

38 礼貌拜访拿督斯里黄家泉
Courtesy Visit Dato Seri Ong Ka Chuan
02.08.2016

	价格 Price RM	消费税 GST RM	总额 Total RM
Income-收入 :			
	-	-	-
	-	-	-
Less 扣除: Expenditure 支出			
1 Pewter 纪念品	227	14	241
	227	14	241
SURPLUS/(DEFICIT) 盈余/(不敷)	(227)	(14)	(241)

39. KCCCI 70th Anniversary Celebration 70周年会庆收入及支出估计表

No	Particular	Income	Expenses
		收入	费用
1	宴席收入Income Dinner Fees for (Sell 40 tables * RM1200)	44,783	
2	赞助商收入Sponsorship Diamond: RM30000 *8 (5) Platinum :RM20000*3 (2) Gold : RM10000*8 (5) Silver : RM5000 *8 Bronze : RM3000 *8 RM2000*5 (6) RM1800*2 RM1000*3 RM800 RM600*2 RM300	141,509 37,736 47,170 37,736 22,642 11,321 3,396 2,830 755 1,132 283	
3	广告收入 Advertisement fee Advertising income for Bulletin	2,358	
4	晚宴成本Dinner Cost Dinner (113 table)		96,492.0
5	场地租借费用Rental for Hall (Included Projector/screen/Audio system) Additional Audio System & Other decoration Fees		8,383.3
6	邀请函/餐券等印刷费用 Invitation Card/Ticket Expenses Ticket and Invitation Card Backdrop Design fee		2,165.0 500.0
7	摄影费用Photography Photography		1,300.0
8	礼品费用Memento to VVIP (MB+ACCCIM President)		3,800.0
9	司仪费用 文娛表演Emcee Fee/ Entertainment		16,000.0
10	Other's 其它费用-Postage & Printing the sponsorship letter Bulletin Corporate Video Marathon Video Shooting Cake (Sponsor by Lee Sack Choon) Refund Ticket to Tee Liang Heng Beer Rela Parking Fee. Postage & Courier Fees/Printing/Translate Fees Part time worker Others (Telephone Fees)		57,520.0 34,500.0 3,200.0 - 600.0 7,500.0 480.0 400.0 103.2 300.0 374.9
Total		353,651	233,618.37

BALANCE

120,032.6

Building Fund

151,000.0



巴生中華總商會
Klang Chinese Chamber of Commerce and Industry



至诚感谢-70周年庆典晚宴征信录

Diamond Sponsor – RM30,000

1. CB Industrial Product Holding Berhad
2. Klanggroup Development Sdn Bhd
3. Sunsuria Berhad
4. QL Resources Bhd
5. Paramount Property (Glenmarie) Sdn Bhd

Platinum Sponsor – RM20,000

1. Gamuda GM Klang Sdn Bhd
2. 99 Speedmart Sdn Bhd

Gold Sponsor – RM10,000

1. Al Rajhi Bank
2. JM Ching Management Sdn Bhd
3. OCBC Bank (Malaysia) Berhad
4. Weida (M) Berhad
5. B.H Development Sdn Bhd

Silver Sponsor – RM5,000

1. Lion Group Management Services Sdn Bhd
2. YTL Corporation Berhad
3. Press Metal Berhad
4. PKK Hartanah Sdn Bhd
5. YKGI Holdings Berhad
6. JAKS Resources Bhd
7. Deluxe Brickworks Sdn Bhd
8. Yal Bulk Packing Services Sdn Bhd

Bronze Sponsor -- RM3,000

1. Lunar Logistic Sdn Bhd
2. Logistics Worldwide Express (M) Sdn Bhd
3. Finest Beeline Sdn Bhd
4. B.I.G Industries Berhad

5. Titijaya PMC Sdn Bhd

6. Great Vision Group
7. Asseta Consultancy Sdn Bhd
8. Hextar Chemicals Sdn Bhd

Sponsor -- RM2,000

1. Benar Padu Sdn Bhd
2. M/S Liew, Khong & Co
3. Allied Warehouses (M) Sdn Bhd
4. Chop Leong Hup
5. Pancaran Zaman Letrik Sdn Bhd
6. Automont Gatsby Sdn Bhd

Sponsor -- RM1,800

1. Dyno Klang Fire Protection Engineering Sdn Bhd
2. Chye Khiang Seng (M) Sdn Bhd

Sponsor -- RM1,000

1. Wonderland Hardware
2. Unique Diamond Sdn Bhd
3. Mui Fatt Marketing Sdn Bhd

Sponsor -- RM800

1. Mayer Land Sdn Bhd

Sponsor -- RM600

1. F.A Graphic Sdn Bhd
2. Goodtrade Enterprise Sdn Bhd

Sponsor -- RM300

1. Liong Hup Chan Sdn Bhd

截至 3/8/2016

至诚感谢-建筑基金捐款

RM30,000

1. Kossan Rubber Industries Bhd
2. Top Glove Foundation
3. Hai-O Enterprise Berhad

RM20,000

1. J.M. Chong, Vincent Chee & Co.

RM10,000

1. DF Printer & Supplies Sdn Bhd

2. Top-Mech Provincial Sdn Bhd
3. Delloyd Industries (M) Sdn Bhd

RM5,000

1. Tian Hua Sdn Bhd

RM3,000

1. JSI Business Centre Sdn Bhd
2. Taik Sin Timber Industry Sdn Bhd

截至 3/8/2016

40 华侨银行-巴生中总慈善义跑
OCBC Bank-KCCCI Charity Run
08.06.2016

	价格 Price RM	消费税 GST RM	总额 Total RM
Income-收入 :			
1 Donation from OCBC 华侨银行捐赠	70,000	-	70,000
2 Donation from Members 会员捐赠	1,500	-	1,500
	71,500	-	71,500
Less 扣除: Expenditure 支出			
1 KPAC Admin Fee 巴生健跑俱乐部行政费	30,000	-	30,000
2 Donation to Pin Hwa Hign School 滨华独中捐赠	10,000	-	10,000
3 Donation to Hin Hwa Hign School 兴华独中捐赠	10,000	-	10,000
4 Donation to Chong Hwa Hign Sch 中华独中捐赠	10,000	-	10,000
5 Donation to Kwang Hua Hign Sch 光华独中捐赠	10,000	-	10,000
6 Mock Cheque 模拟支票	140	8	148
8 Insurance 保险	500		500
7 T-Shirt T恤	140		140
	70,780	8	70,788
SURPLUS/(DEFICIT) 盈余/(不敷)	720	(8)	712

41 与MIDA对话会
MIDA - KCCCI Dialogue Talk
10.08.2016

	价格 Price RM	消费税 GST RM	总额 Total RM
Income-收入 :			
	-	-	-
	-	-	-
Less 扣除: Expenditure 支出			
1 Souvenir 纪念品	227	14	241
2 Lunch 午餐	504	30	534
	731	44	775
SURPLUS/(DEFICIT) 盈余/(不敷)	(731)	(44)	(775)

42 辽宁省工商联海归国际促进会到访
International Oversea Returnee Promotion Association of LiaoNing
12.08.2016

	价格 Price RM	消费税 GST RM	总额 Total RM
Income-收入 :	-	-	-
	-	-	-
Less 扣除 : Expenditure 支出			
1 Souvenir 纪念品	227	14	241
2 Lunch 午餐	710	43	753
	938	56	994
SURPLUS/(DEFICIT) 盈余/(不敷)	(938)	(56)	(994)

43 庆祝马来西亚国庆日发国旗
Merdeka Day Flag Distribution Celebration
18.8.2016

	价格 Price RM	消费税 GST RM	总额 Total RM
Income-收入 :			
1 Sponsor 赞助	2,830	170	3,000
2 Port Klang Chinese Chamber spon 港口商会赞助	2,830	170	3,000
	5,660	340	6,000
Less 扣除 : Expenditure 支出			
1 Breakfast 早点	1,160	-	1,160
2 Souvenir 纪念品	280	17	297
3 Souvenir 纪念品	80	-	80
4 Flag-Small (5000*1.15) 小国旗	5,425	325	5,750
5 Flag-Big(50*9) 大国旗	425	25	450
6 Audio 音响	500	-	500
7 Canopy 帐篷	1,580	-	1,580
8 Banner Printing 横幅印刷	132	8	140
9 Backdrop 背景	180	11	191
10 Rela RELA	300	-	300
11 Flagpole 旗杆	680	41	721
12 Translate Fee 翻译费用	180	-	180
13 Emcee Fee 司仪费用	100	-	100
	11,021	427	11,448
SURPLUS/(DEFICIT) 盈余/(不敷)	(5,360)	(88)	(5,448)

44 礼貌拜访巴生巨盟批发城
 Courtesy Visit to GM Klang Wholesale City
 24.08.2016

	价格 Price RM	消费税 GST RM	总额 Total RM
Income-收入 :	-	-	-
	-	-	-
Less 扣除 : Expenditure 支出			
1 Pewter 纪念品	80	-	80
	80	-	80
SURPLUS/(DEFICIT) 盈余/(不敷)	(80)	-	(80)

45 名人面对面
 Face to face with VIP
 27.8.2016

	价格 Price RM	消费税 GST RM	总额 Total RM
Income-收入 :			
1 Participant Fee-Member 参加者-会员	6,226	374	6,600
2 Participant Fee-Non Member 参加者-非会员	2,264	136	2,400
3 Donation for Education Fund 教育基金捐赠 RM30000		-	
	8,491	509	9,000
Less 扣除 : Expenditure 支出			
1 Ballroom Rental & Lunch 场地租借及午餐	6,792	408	7,200
2 Souvenir to Sponsors 纪念品-赞助商	1,350	81	1,431
3 Videographer and photography 摄影	3,200	-	3,200
6 Mock Cheque 模拟支票	150	9	159
7 Souviner to speak 主讲者纪念品	1,100	-	1,100
	12,592	498	13,090
SURPLUS/(DEFICIT) 盈余/(不敷)	(4,102)	12	(4,090)

46 中国义乌商务局代表团莅临本会
 Visit by Delegation of Yiwu Municipal Bureau of Commerce
 04.09.2016

	价格 Price RM	消费税 GST RM	总额 Total RM
Income-收入 :	-	-	-
	-	-	-
Less 扣除: Expenditure 支出			
1 Souvenir 赠送纪念品	227	14	241
2 Souvenir 礼品	283	17	300
3 Lunch 宴请午餐	1,509	91	1,600
	2,020	121	2,141
SURPLUS/(DEFICIT) 盈余/(不敷)	(2,020)	(121)	(2,141)

47 礼貌拜访雪兰莪马来工商联
 Courtesy Visit To Malay Chamber Commerce State of Selangor, Malaysia
 05.09.2016

	价格 Price RM	消费税 GST RM	总额 Total RM
Income-收入 :	-	-	-
	-	-	-
Less 扣除: Expenditure 支出			
1 Pewter 纪念品	227	14	241
	227	14	241
SURPLUS/(DEFICIT) 盈余/(不敷)	(227)	(14)	(241)

48 礼貌拜访雪兰莪暨吉隆坡文具书业公会
 Courtesy Visit To Selangor & KL Stationers & Booksellers Association
 06.09.2016

	价格 Price RM	消费税 GST RM	总额 Total RM
Income-收入 :	-	-	-
	-	-	-
Less 扣除: Expenditure 支出			
1 Pewter 纪念品	227	14	241
	227	14	241
SURPLUS/(DEFICIT) 盈余/(不敷)	(227)	(14)	(241)

58 北霹雳中华总商会50周年庆典
NPCCCI 50th Anniversary Celebration
13.10.2016

	价格 Price RM	消费税 GST RM	总额 Total RM
Income-收入 :	-	-	-
	-	-	-
Less 扣除: Expenditure 支出			
1 Souvenir 纪念品	274	16	290
	274	16	290
SURPLUS/(DEFICIT) 盈余/(不敷)	(274)	(16)	(290)

59 团康活动2016
Team building
13-15.10.2016

	价格 Price RM	消费税 GST RM	总额 Total RM
Income-收入 :			
1.Participant Fee 报名费	11,329	702	12,032
2.Deposit 订金	377	45	423
	11,707	748	12,454
Less 扣除: Expenditure 支出			
1 Hotel Fee + Conference Room 酒店费 + 会议室	5,197	311	5,508
2 Escape Fee	930	-	930
3 Bus Fee 交通	2,700	-	2,700
4 DVD 光碟	60	3	63
5 Breakfast (13/10/16) 早餐(13/10/16)	141	-	141
6 Lunch (13/10/16) 午餐(13/10/16)	400	24	424
7 Escape Locker 衣物柜费	47	3	50
8 Dinner (13/10/16) 晚餐(13/10/16)	345	21	366
9 Taxi fees 德士费	43	-	43
10 Dinner (14/10/16) 晚餐(14/10/16)	52	3	55
11 Lunch (15/10/16) 午餐(15/10/16)	346	-	346
12 Pewter 礼品	160	-	160
	10,422	365	10,786
SURPLUS/(DEFICIT) 盈余/(不敷)	1,285	383	1,668

60 礼貌拜访加拿大驻马大使馆
 Courtesy Visit To High Commission of Canada
 17.10.2016

	价格 Price RM	消费税 GST RM	总额 Total RM
Income-收入 :	-	-	-
	-	-	-
Less 扣除 : Expenditure 支出			
1 Pewter 纪念品	227	14	241
	227	14	241
SURPLUS/(DEFICIT) 盈余/(不敷)	(227)	(14)	(241)

61 礼貌拜访博特拉大学
 Courtesy Visit To UPM
 19.10.2016

	价格 Price RM	消费税 GST RM	总额 Total RM
Income-收入 :	-	-	-
	-	-	-
Less 扣除 : Expenditure 支出			
1 Pewter 纪念品	227	14	241
	227	14	241
SURPLUS/(DEFICIT) 盈余/(不敷)	(227)	(14)	(241)

62 第四次赴义乌
 4th Trip to Yiwu
 20-22.10.2016

	价格 Price RM	消费税 GST RM	总额 Total RM
Income-收入 :			
Participant Fee 报名费	2,460		2,460
	2,460	-	2,460
Less 扣除 : Expenditure 支出			
Transport Fee (Local) 本地交通费	140	-	140
Transport Fee (China) 中国交通费	1,261	-	1,261
Freight Ticket 飞机票	5,433	8	5,440
Dinner 晚餐	163	-	163
Visa 签证	240	11	251
Travel Insurance 旅游保险	38	-	38
Photo taken for visa used 签证照片	24		24
	7,298	18	7,316
SURPLUS/(DEFICIT) 盈余/(不敷)	(4,838)	(18)	(4,856)

66 香蕉木瓜种植技术提升讲座会
Seminar of Banana and Papaya Planting Technology Upgrade
30.10.2016

	价格 Price RM	消费税 GST RM	总额 Total RM
Income-收入 :	-	-	-
	-	-	-
Less 扣除 : Expenditure 支出			
Donation 捐款	2,000		2,000
	2,000	-	2,000
SURPLUS/(DEFICIT) 盈余/(不敷)	(2,000)	-	(2,000)

67 第5次至义乌
5th Trip to Yiwu
4-10 Nov 2016

	价格 Price RM	消费税 GST RM	总额 Total RM
Income-收入 :			
	0.00	0.00	0.00
Less 扣除 : Expenditure 支出			
1 Visa Fee 签证费	350.00		350.00
2 Air Ticket from KL to Guangzhou* 机票	3,250.73		3,250.73
3 Air Ticket from Shanghai to KL *4 机票	5,504.00		5,504.00
4 Souviner 礼品	409.23		409.23
5 Taxi Fee (Local *2) 本地德士费	280.00		280.00
6 Hotel Fee 酒店住宿	4,804.03		4,804.03
7 China Staff Salary 中国员工薪资	2,492.00		2,492.00
8 Refreshment 餐饮费	735.20		735.20
9 Train Ticket (Guangzhou to Yiwu) 火车费	2,034.70		2,034.70
10 Transportation 交通费	2,192.40		2,192.40
	22,052.29	-	22,052.29
SURPLUS/(DEFICIT) 盈余/(不敷)	(22,052.29)	-	(22,052.29)

68. 4th MALAYSIA KLANG INTERNATIONAL EXHIBITION

		Income-Final	Expenses-Final
1A	Oversea Package for Yiwu Expo company RMB18700*28 =RMB523,600, 1st payment * RMB433,840 *0.6267=RM271887.53 Bank Charges Forex gains (RMB271,974.30*0.6269) GST: RM15,389.86	256,497.67 86.77	
1B	Oversea Package for Yiwu Expo company 2nd payment : `RMB89760+ RMB27600 (4 X RMB8000)=RMB117360*0.6440=RM75,579.84) Forex Loss (RMB 117360*0.6338) GST: RM4,278.10	71,301.74	1,197.07
2	Oversea Package for Yiwu Wanhe company (RMB11600*18booth)+RMB12000+Visa RMB310*10 =RMB223900*0.642=RM143743.80 Bank Charges Forex Loss (RMB142176.50*0.6350) GST: RM8136.44	135,607.36	1,567.30
3	Oversea Package for Yiwu Staff 41 booth=RMB689,300*0.6420=RM442530.60 Bank Charges Forex Loss (RMB437705.50*0.6350) GST: RM25,048.90	417,481.70	4,825.10
4A	Oversea Package for Shanghai company (RMB11100*29booth)=RMB321,900*0.6181=RM198,966.39 Bank Charges Forex gain (RMB321900*0.6269) GST: RM11,262.25	187,704.14 2,832.72	
4B	Oversea Package for Shanghai company (Balance) RMB57000*0.6433=RM36668.10 Bank Charges Forex loss (RMB57000*0.6351) GST: RM2075.55	34,592.55	467.40
5	Oversea Package for Guangzhou company 3 booth =RMB22400*0.643=RM14,416.64 Bank Charges Forex loss (RMB22400*0.6351) GST: RM816.40	13,600.60	190.40
6	Other income RMB61300*0.65=RM39845 GST: RM2255.38	37,589.62	
7A	Local Package -KCCCI	127,429.24	
7B	Local Package -PPM RM1700*17	27,264.15	
10	Sponsorship Building Fund	61,320.75	
11	Others	269.62	

		Income-Final	Expenses-Final
12	Food Stall	3.301.90	
13	Cafeteria	1.529.25	
B			
14	Return Air ticket from hangzhou to KL (40*RM1680)		67,200.00
	Return Air ticket from hangzhou to KL (25*RM1950)		48,750.00
	Return Air ticket from hangzhou to KL (10*RM2030)		20,300.00
	Extend Return Air Tiket from Hangzhou to KL (2 * RM1780)		3,560.00
	Extend Return Air Tiket from Hangzhou to KL (1 * RM1900+2XRM1980)		5,860.00
15	Visa Fee for China Exhibitor		29.061.22
16	Refreshment for China		6,772.04
	Refreshment for staff		482.69
	Refreshment for Asean Country		10,725.86
17	Hotel fee for China /Asean /Others Exhibitor		118,367.87
18	Transportation		42,800.00
19	3m*3m shell scheme booth		66,505.00
20	Extra decoration at Openning ceremony area		
21	Venue -sponsor by GM Klang Insurance		7,320.00
22	招展 Other expenses : Petty Cash for China Staff		7,143.20
23	宣传推广 BANNER . BUNTING Banting and Banner Liences Fees Business Liences for MKIE Bunting 200pcs Banner 30 pcs BILLBOARD GM Giant Banner (GM Klang Block A) GM Klang GM Billboard (Jalan Reko) GM Billboard (Lebuhraya) KCCCI Billboard (Federal highway) Taxi NEWSPAPER Oriental Daily News + Newspaper China Press Nanyang Press+ 特刊(16pages)+Newspaper		500.00 3,195.00 6,120.00 900.00 3,700.00 1,050.00 4,000.00 36,000.00 11,818.00 15,005.19 29,789.00

		Income-Final	Expenses-Final
	SinChew+newspaper		16.382.76
	Website maintenance		1.050.00
	Facebook		
	Google		
	OTHERS		
	Banner(50*4) +Welcoming Banner (10*4)		1.400.00
	Bunting (31*83) *5		800.00
	Bunting + T Bar Stand (For sponsorship)		3.644.00
	Banner and Bunting		329.01
	Brochure Printing/leaflet		2.570.00
	ShowDirectory Copywritting , Design & Editorial		10.500.00
	Show Directory Printing *3000bks		7.205.00
	Souviner (Visitor)-I Ring		2.080.00
	Others		
	samsung galaxy		612.26
	Name Badge/cover		1.720.65
	Newspaper on 4~6 Dec		
	Invitation cards and others		300.00
	Floor Direction		3.420.00
	Foamboard		491.98
	BON & Hall Sticker		
	Sticker of Entrance Fee		1.743.00
	Printing		
	Stationary		2.180.26
	Translation		1.830.00
	Photostat		1.611.37
	Coupon		520.00
	Others		449.83
24	Audio system		14,000.00
	Opening Ceremony		
	Emcee		2,800.00
	Bukit Tinggi Premiere hotel		22,400.00
	Opening Presentation		4,000.00
	Backdrop (Size + printing +installation : SPONSOR BY ES Event)		-
	Souviner		1,841.42
	Welcoming Dinner		
	Ballroom & Dinner (60*RM880)		44,684.00
	Live Band Presentation		2,800.00
	Dancing presentation		3,800.00
	Backdrop (Size + printing +installation : SUPPORT BY ES Event)		-
	Video and photo shooting		2,560.00
	Red Wine+Beer		6,600.00
	Table bouquest		300.00
	Seminar		688.00
25	Other Expenses		
	Asean Country*100		
	Security		4.032.00
	Hall cleaners		6.291.35
	Fire fighter		-
	志愿生		18.700.00
	Refreshment		313.21
	ST John Ambulan		2.405.66

		Income-Final	Expenses-Final
	rela		6,760.00
	Police service charges		1,000.00
	Temporary Worker		18,229.90
	T shirt		3,908.02
	Coffee Shop		5,091.13
	Visitor name list key in-Local		-
	Food stall Deposit + Coupon		4,613.00
	GM Restaurant Coupon		5,934.50
	Appreciation dinner		4,567.92
26	Commission for Oversea		
	Local		2,493.11
	Oversea -Anna		64,848.00
	Oversea -Aileen		
27	Travel		
	Heritage / Tour Guide Fee for Asean Countries		2,660.00
28	Meals arrangement and Guide Fee for China Exhibitor on		
	WAN HE		3,159.50
	SHANGHAI		2,609.60
	YIBO		5,217.00
	KCCCI-Anna		7,502.00
29	Lorry luggage for China Exhibitor on 30th Nov and 4 Dec		2,200.00
	2016		
	Tour Fee (Langkawi) -YIBO		1,460.00
	Hotel Fee for Chian Exhibitor on 5~7th Dec		
	WAN HE -Hotel Fee		5,520.00
	SHANGHAI -Hotel Fee		4,600.00
	ANNA -Hotel Fee		14,490.00
	YIWU FAIR- Langkawis trip		63,760.00
	Total Expenses	1,378,409.78	984,851.78

Balance	393,558.00
----------------	-------------------

+ Building Fund 72,000.00

第4届马来西亚巴生国际展览会

CASH SPONSORS 现金赞助

No	Company		TYPE OF SPONSOR	Sponsor	Building Fund
1	GAMUDA GM KLANG SDN BHD	VENUE & PLATINUM SPONSOR	VENUE & PLATINUM SPONSOR	50,000.00	
2	KOSSAN RUBBER INDUSTRIES BERHAD	GOLD SPONSOR	DONATION FOR BUILDING FUND		30,000.00
3	SMD DEVELOPMENT SDN BHD	BRONZE SPONSOR	DONATION FOR BUILDING FUND		10,000.00
4	PORT KLANG AUTHORITY	BRONZE SPONSOR	BRONZE SPONSOR	10,000.00	
5	CB INDUSTRIAL PRODUCT HOLDING BERHAD	BRONZE SPONSOR	DONATION FOR BUILDING FUND		10,000.00
6	PURIGENE SDN BHD	BRONZE SPONSOR	BRONZE SPONSOR		10,000.00
7	QL RESOURCES BERHAD	SPONSOR	SPONSOR	5,000.00	
8	张, 朱 律师楼 J.M.CHONG,VINCENT CHEE & CO	SPONSOR	DONATION FOR BUILDING FUND		3,000.00
9	再实企业有限公司 GOODTRADE ENTERPRISE SDN.BHD	SPONSOR	DONATION FOR BUILDING FUND		3,000.00
10	F A GRAPHIC SDN BHD	SPONSOR	DONATION FOR BUILDING FUND		3,000.00
11	FINEST BEELINE SDN BHD	SPONSOR	DONATION FOR BUILDING FUND		3,000.00

65,000.00 72,000.00

IN-KIND SPONSORS 物品赞助

No	Company	物品	Product		
1	YEE LEE CORPORATION BERHAD	矿泉水 600 ml *40箱 230 ml*30箱	Mineral Water 600 ml *40 Carton 230 ml*30 Carton		
2	ES EXHIBITION SERVICES SDN BHD	开幕典礼及迎宾晚宴之背景 Backdrop of Opening Ceremony and Welcoming Dinner			

69 2016年 巴生市复兴计划
KCR 2016
12/31/2016

	价格 Price RM	消费税 GST RM	总额 Total RM
Income-收入 :			
	0.00	0.00	0.00
Less 扣除 : Expenditure 支出			
Translation	350.00		450.00
Facebook	3,500.00		3,500.00
	3,850.00	-	3,950.00
SURPLUS/(DEFICIT) 盈余/(不敷)	(3,850.00)	-	(3,950.00)

70 2015-2018年度青商团制服
YEC Uniform for the term of 2015-2018
2016

	价格 Price RM	消费税 GST RM	总额 Total RM
Income-收入 :			
Uniform *28pcs 制服	1,584.91	95.09	1,680.00
	1,584.91	95.09	1,680.00
Less 扣除 : Expenditure 支出			
Production Costs 制作费用	1,344.01	80.64	1,424.65
	1,344.01	80.64	1,424.65
SURPLUS/(DEFICIT) 盈余/(不敷)	241	14.45	255.35

71 接待沈阳市和平区代表团
Courtesy Visit by Delegation of Shen Yang Peace Zone, China
16/12/2016

	价格 Price RM	消费税 GST RM	总额 Total RM
Income-收入 :			
	0.00	0.00	0.00
Less 扣除 : Expenditure 支出			
Pewter 纪念品	80.00		80.00
	80.00	-	80.00
SURPLUS/(DEFICIT) 盈余/(不敷)	(80.00)	-	(80.00)

